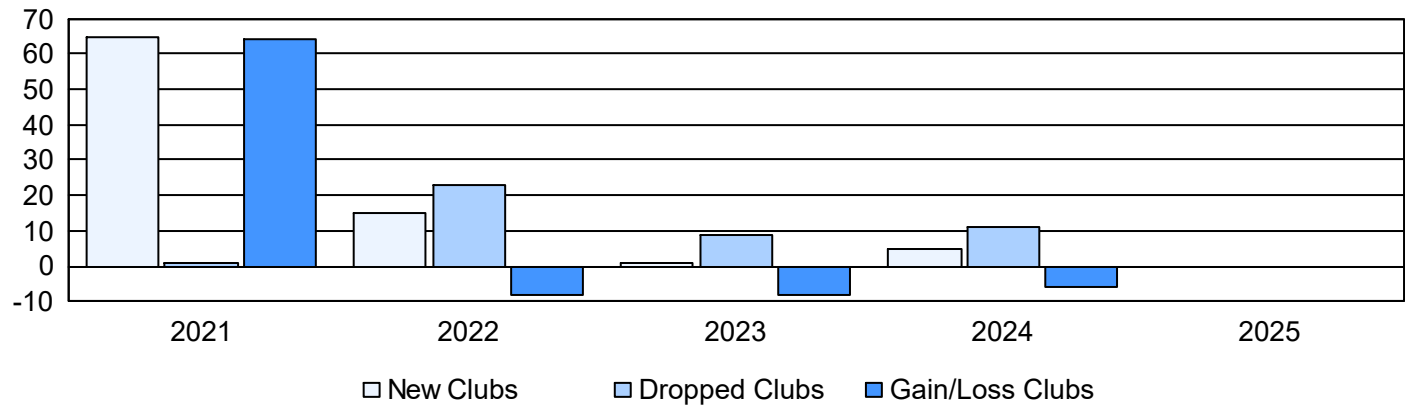
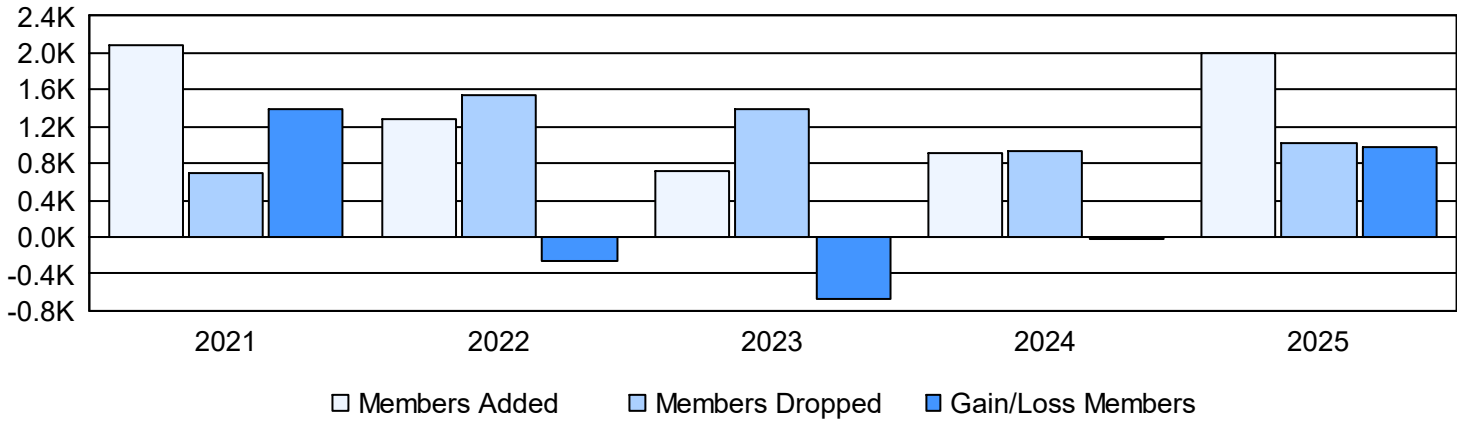


Year	New Clubs	Dropped Clubs	Gain/ Loss Clubs	New Members	Charter Members	Reinstate Members	Transfer Members	Total Member Added	Total Members Dropped	Gain/ Loss Members
2020-2021	65	1	64	823	1,210	32	16	2,081	699	1,382
2021-2022	15	23	-8	726	462	84	17	1,289	1,546	-257
2022-2023	1	9	-8	396	170	84	73	723	1,390	-667
2023-2024	5	11	-6	671	156	33	57	917	939	-22
2024-2025				1,726	205	42	20	1,993	1,021	972
Average	22	11	11	868	441	55	37	1,401	1,119	282

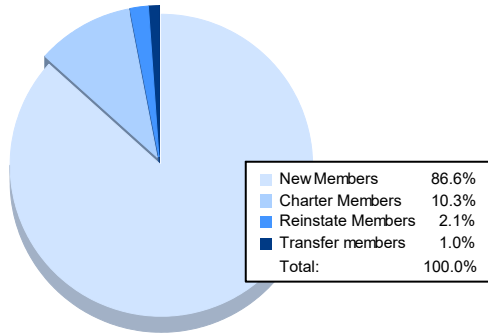
Clubs



Members



### Membership Composition June 2025 Cumulative



### Gender Composition June 2025 Cumulative

